
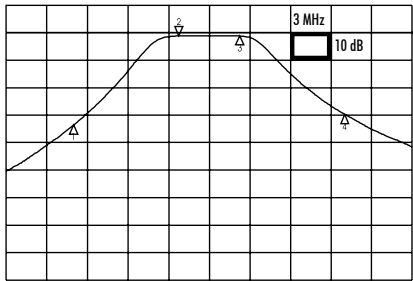


VHF & UHF Channel Preselectors

3160 General Purpose VHF-TV Bandpass Filters



3160



Typical Frequency Response of 3160

3160 Series

A general purpose, low insertion loss, channel bandpass filter, the model 3160 suppresses interference at the semi-adjacent channel and beyond. Its applications include processor clean-up before combining or filtering off air receptions.

Model 3160 Channels	Semi Adj Carrier Rejection (Min)	Video - Aural Insertion Loss (Max)
2 to 36	25 dB	2 dB
Return Loss: 14 dB Min		

Mechanical Specifications:

Baseplate Dimensions: 6" x 2.25"
 Rack Mount Available Upon Request
 Connectors: 75 ohm - Type "F"
 50 ohm - Type N, SMA, BNC

Ordering Information:

3160(X)(Y) - (CH)
 (X) - designates connector type
Connectors: 50 ohm - BNC (B)
 SMA (S)
 Type N (N)
 75 ohm - Type F (F)
 (Y) - designates impedance (Ohms) (50) or (75)
 (CH) - designates channel

Note:

For Digital Channels order as:
3160 D(X)(Y)-CH

3278 UHF-TV Channel Bandpass Filter



3278(2)



3278(3)



3278(4)

3278 Series

Series 3278 UHF bandpass filters are available in two, three or four cavity models to provide three different configurations that are increasingly selective. They are used for UHF processor cleanup or for preamp protection against overload from strong off air interference. They are factory tuned to a specified channel, but can be factory retuned to any channel from 450-890 MHz.

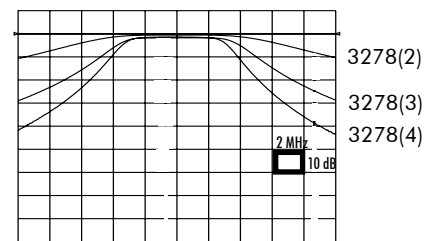
	2 Cavity	3 Cavity	4 Cavity
Video-Aural Insertion Loss:	1.0 dB (Max)	2.0 dB (Max)	3.0 dB (Max)
25 dB rejection from Fo:	± 26 MHz	± 11 MHz	± 8 MHz
Return Loss: 14 dB Min			

Mechanical Specifications:

Model 3278(2) Baseplate Dimensions: 3.8" x 2.4"
 Model 3278(3) Baseplate Dimensions: 5.2" x 2.4"
 Model 3278(4) Baseplate Dimensions: 6.6" x 2.4"
 Rack Mount Available Upon Request
 Connectors: 75 ohm - Type "F"
 50 ohm - Type N, SMA, BNC

Ordering Information:

3278(#)(X)(Y) - (CH)
 (#) - 2, 3 or 4 cavity
 (X) - designates connector type
Connectors: 50 ohm - BNC (B)
 SMA (S)
 Type N (N)
 75 ohm - Type F (F)
 (Y) - designates impedance (Ohms) (50) or (75)
 (CH) - designates channel



Typical Frequency Response of 3278

Note:

For Digital Channels order as:
3278(#)D(X)(Y)-CH



MICROWAVE FILTER COMPANY, INC.

6743 Kinne Street, East Syracuse, NY 13057 • Toll Free: 800-448-1666 or 888-206-6610

www.microwavefilter.com • email: mfcsales@microwavefilter.com • International: 315-438-4700