



# Ku-Band Receive Bandpass Filter

## Model 19574

This multi-purpose Ku-band receive filter rejects interfering signals below (down to DC) and above (up to 22 GHz) the receive band.

- *Ideal for Maritime VSAT Applications (i.e. - commercial vessels, yachts, oil platforms, etc.)*
- *Alternate Flange Configurations are Available Upon Request*

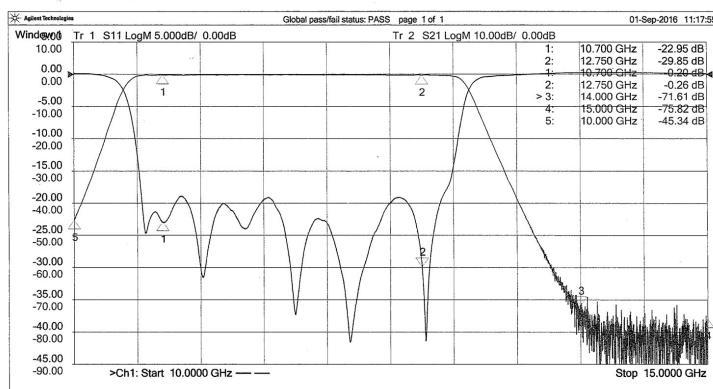
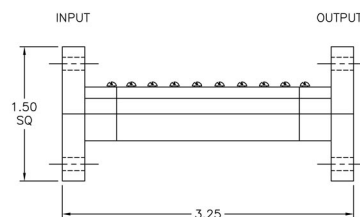
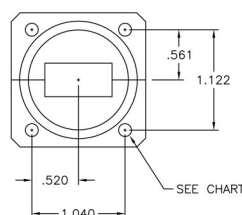


### Specifications:

Passband:	10.7 - 12.75 GHz
Insertion Loss:	0.25 dB Max
VSWR:	1.3:1 Max
Power (CW):	1 Watt Max. in Stopband
Rejection:	80 dB Min from DC - 9 GHz 70 dB Min from 14 - 17 GHz 80 dB Min from 17 - 22 GHz
Flanges:	See chart
Dimensions:	3.25" x 1.5" x 1.5" (83 mm x 38 mm x 38 mm)
Finish:	Gloss White Lacquer
Weatherized for Outdoor Use	

O-RING GROOVE (US MIL TYPE)  
1.314 OD X 1.116 ID X .050 DEEP

O-RING GROOVE (IEC TYPE)  
1.319 OD X 1.071 ID X .079 DEEP



MODEL	INPUT FLANGE (WR75)		OUTPUT FLANGE (WR75)		O-RING GROOVE
	FLANGE	HOLE DIA/THREAD	FLANGE	HOLE DIA/THREAD	
19574	COVER	.144/.147	COVER	.144/.147	
19574-1	GROOVED	M4x0.7-6H	COVER	.161/.166	IEC TYPE
19574-2	GROOVED	.144/.147	COVER	.144/.147	US MIL TYPE

**MICROWAVE FILTER CO., INC.**  
6743 KINNE STREET, E. SYRACUSE, NY 13057  
E-Mail: [mfcsales@microwavefilter.com](mailto:mfcsales@microwavefilter.com)

800-448-1666 • 315-438-4700  
Web: [www.microwavefilter.com](http://www.microwavefilter.com)